

STUDY ON E-PROCUREMENT MEASUREMENT AND BENCHMARKING – Lot 1

The state of play of E-Procurement in Europe

By Gabriella Cattaneo,
IDC European Government Consulting

Bruxelles, December 14, 2012

- Overview of the study
- Mapping e-Procurement in Europe
- Estimate of e-Procurement take-up

Study by IDC and Capgemini

To design, develop and test

**A systematic and comparable
monitoring capacity of the
e-Procurement infrastructure and
performance across
Europe**

First Phase: analyse the Landscape of e-Procurement in Europe

Mapping e-Procurement Ecosystems....



Census of e-Procurement Entities



Evaluation of Performance Monitoring Capacity



Estimate of market & take-up



Second phase: develop the Measurement and Monitoring System

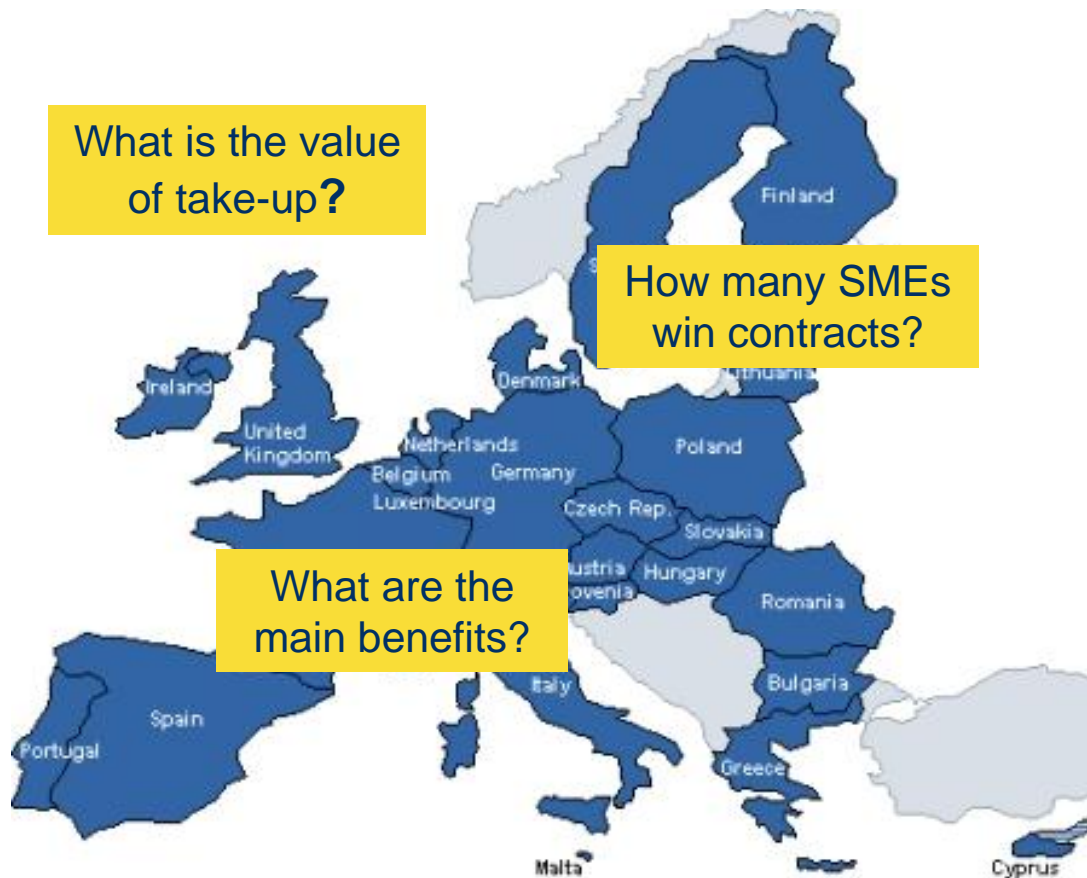
Design **system of Indicators**



Organize **proof of concept trial** with a panel of e-Procurement Platforms



Assess results and develop **High level Implementation Plan**



Scope: e-Procurement take-up

Minimum requirements



Within this study we consider a public procurement contract as processed online when it has undergone at least the following online processes:

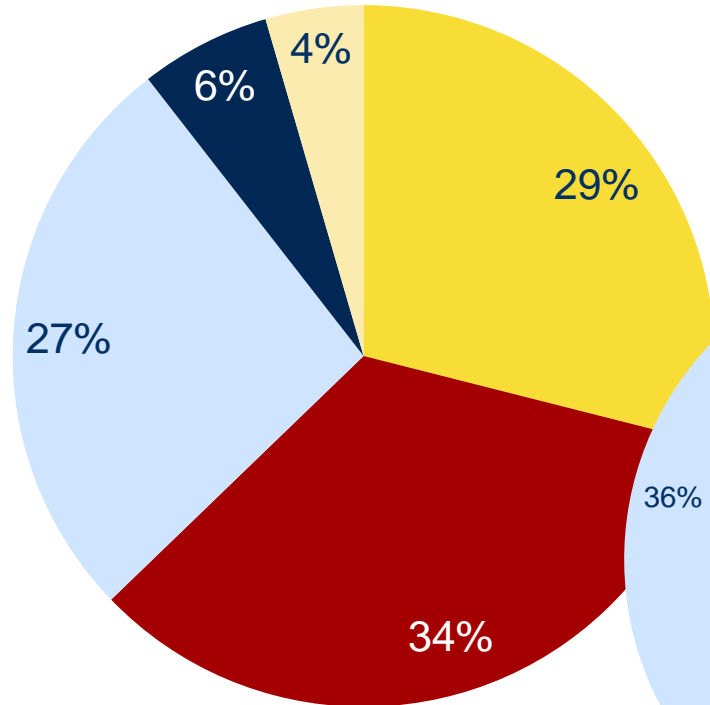
- **E-Notification = Online Publication of tender notices**
- **E-Access = Online Access. 24/7 to tender documents**
- **E-Submission = Online Submission of tenders**

Agenda

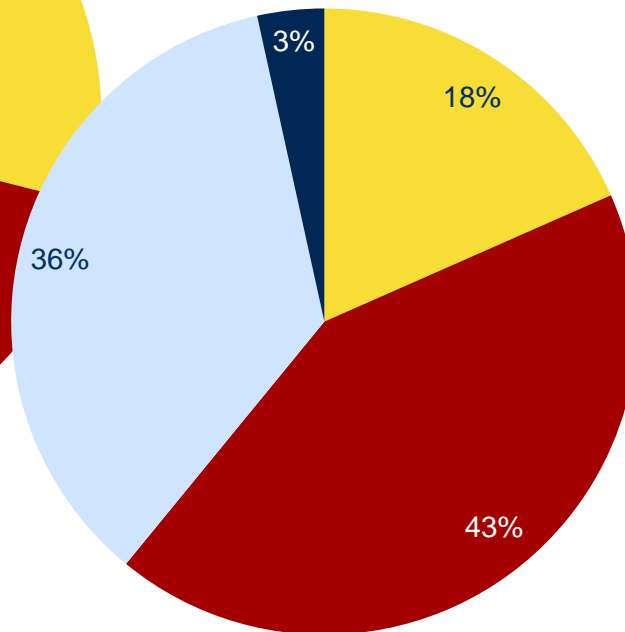
- Brief update of the Study progress
- Mapping e-Procurement in Europe
- Estimate of e-Procurement take-up

The Census of e-Procurement entities and their Taxonomy

Population of 266 e-PEs by Typology, %



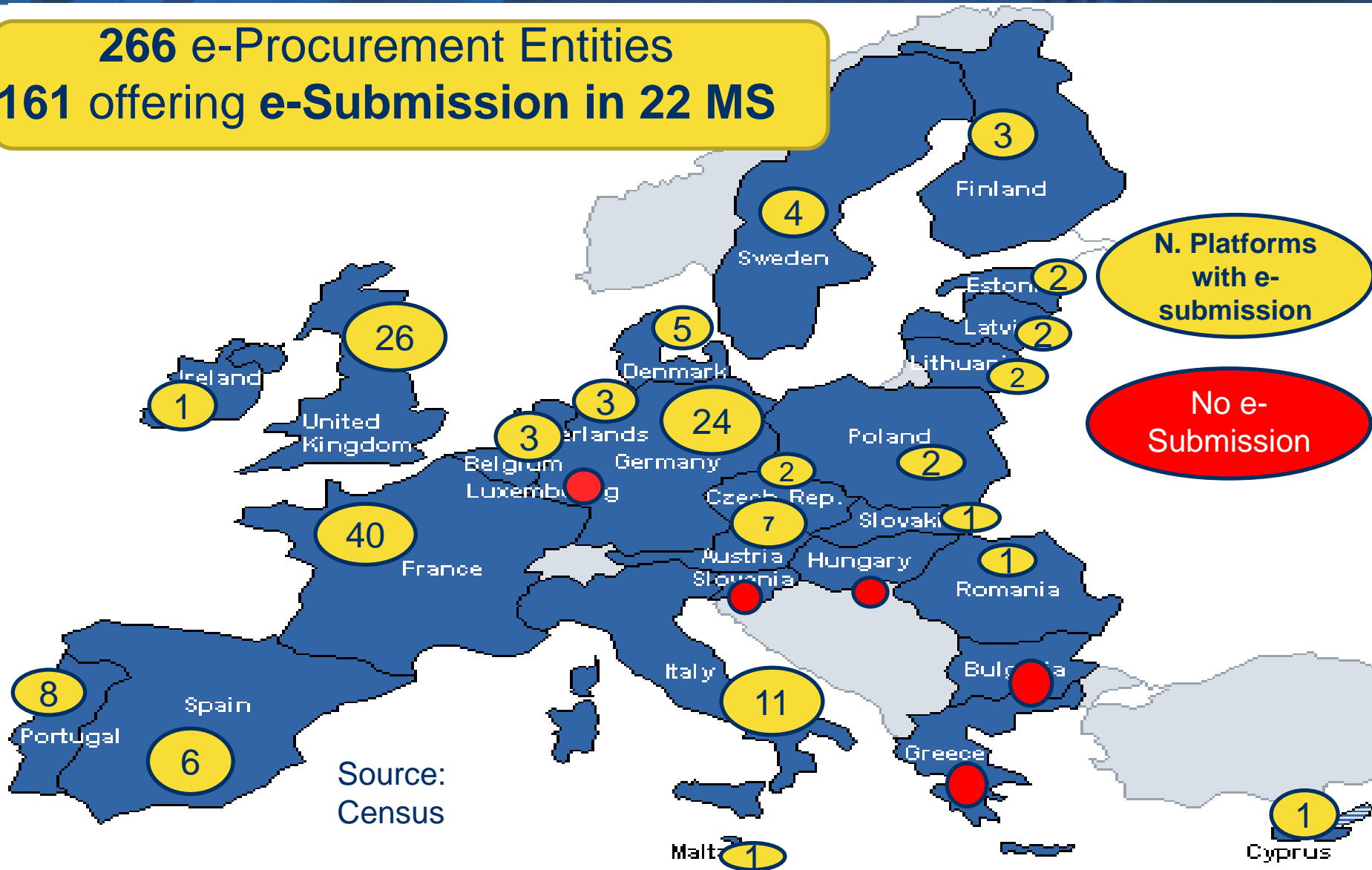
Census of 87 e-PEs by typology, %



- Advertising Portals (16)
- Public e-Procurement Platform (37)
- Private e-Procurement Platform (31)
- Technology suppliers (3)

Population of e-Procurement entities (update June 2012)

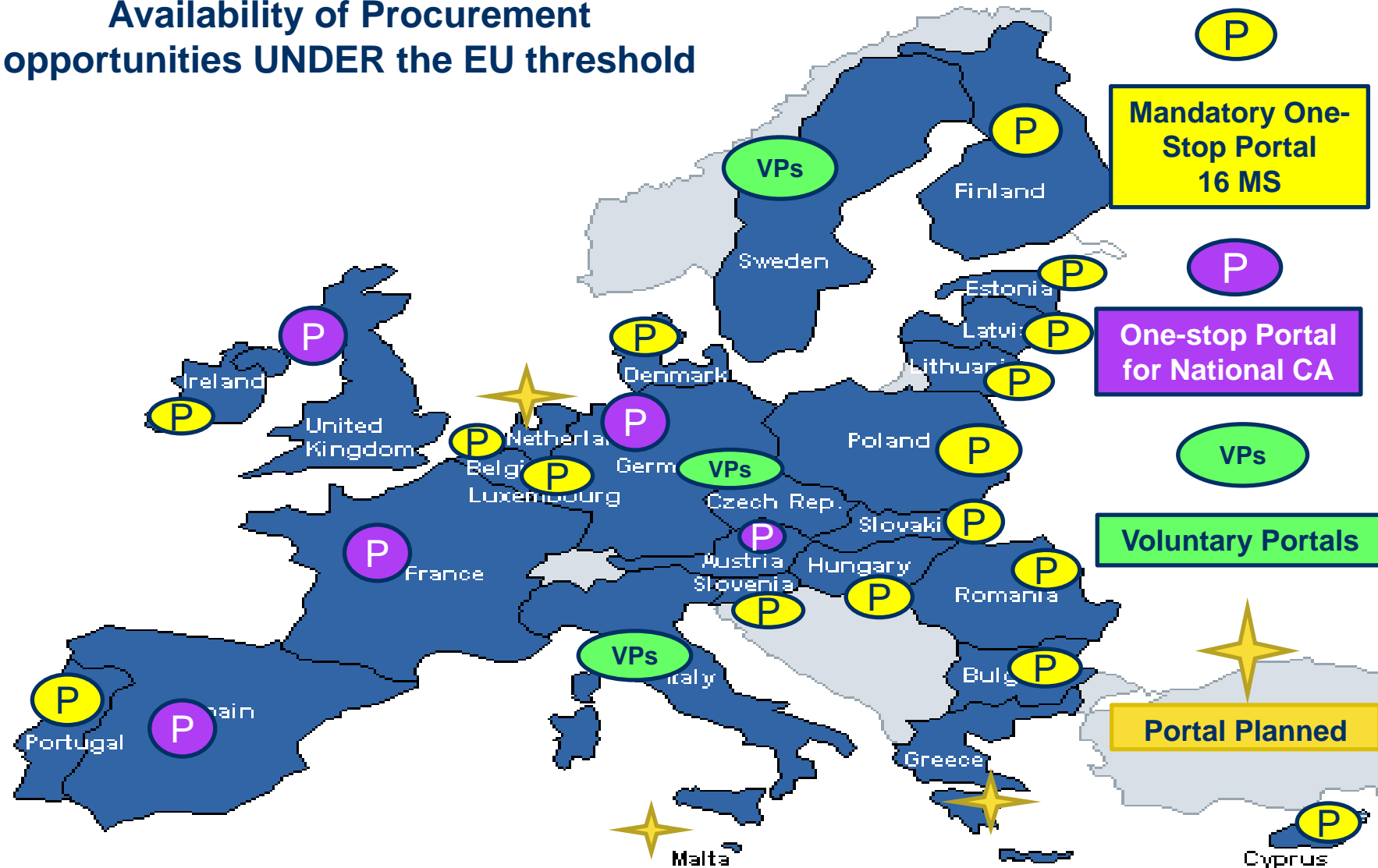
266 e-Procurement Entities
161 offering e-Submission in 22 MS



Source:
Census

E-Notification: Status of Public Advertising Portals (update June 2012)

Availability of Procurement opportunities UNDER the EU threshold



The majority of MS have an e-Procurement policy

Policy Approach	Member States
MS with dedicated plans	AT, BE, CY, CZ, DE, EE, EL, HU, IE, LT, LU, LV, PT, SE, SK, UK
MS developing plans	BG, IT, NL, PL
MS with operational plans	DK, ES, FI, FR, MT, RO
No plans	SI

Many MS are moving towards a mandatory policy

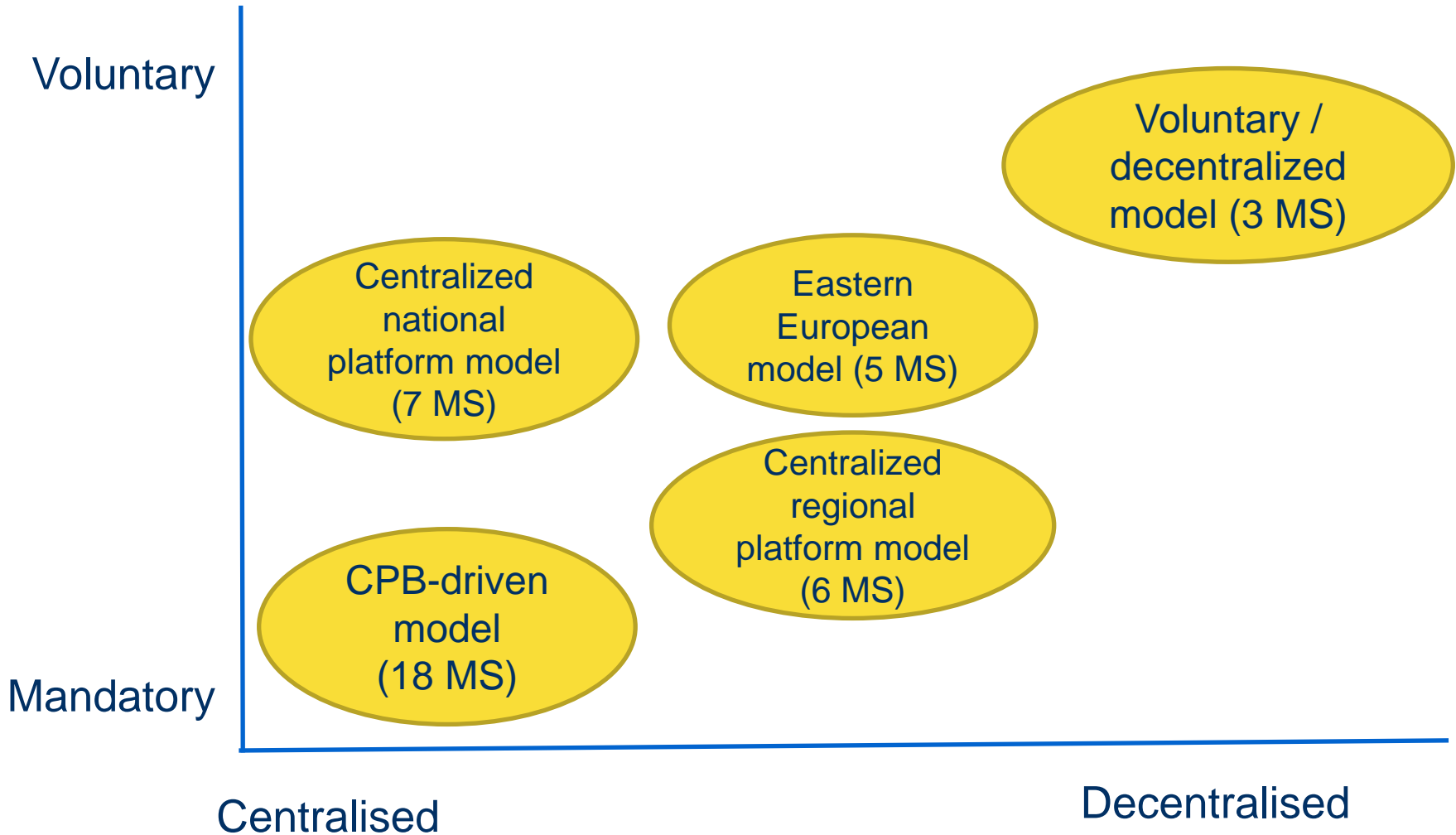


Regulation of e-Submission	Member States
Mandatory for all CA	PT
Mandatory in some cases	DE, FR, LV – BE, IT
Mandatory with take-up targets	CZ, LT, RO
Mandatory with take-up targets – Planned	EE
Mandatory Planned	MT (available) – EL (not available)
Voluntary	AT, CY, DK, ES, FI, IE, NL, PL, SE, SK, UK
Voluntary – potentially available	HU
Voluntary – not available	LU, BG, SI

E-Procurement development models

1. **The CPB-driven model** (18 MS, including all large MS).
2. **The centralized national platform model** (Cyprus, Malta, Luxemburg, the Baltics, and Ireland).
3. **The centralised regional platform model** (Belgium, Italy, Germany, Finland, Spain, UK)
4. **The voluntary/ decentralized model** (Sweden, Denmark and the UK).
5. **The Eastern European model** (Czech Republic, Poland, Hungary, Romania, Slovakia)

E-Procurement development models in Europe

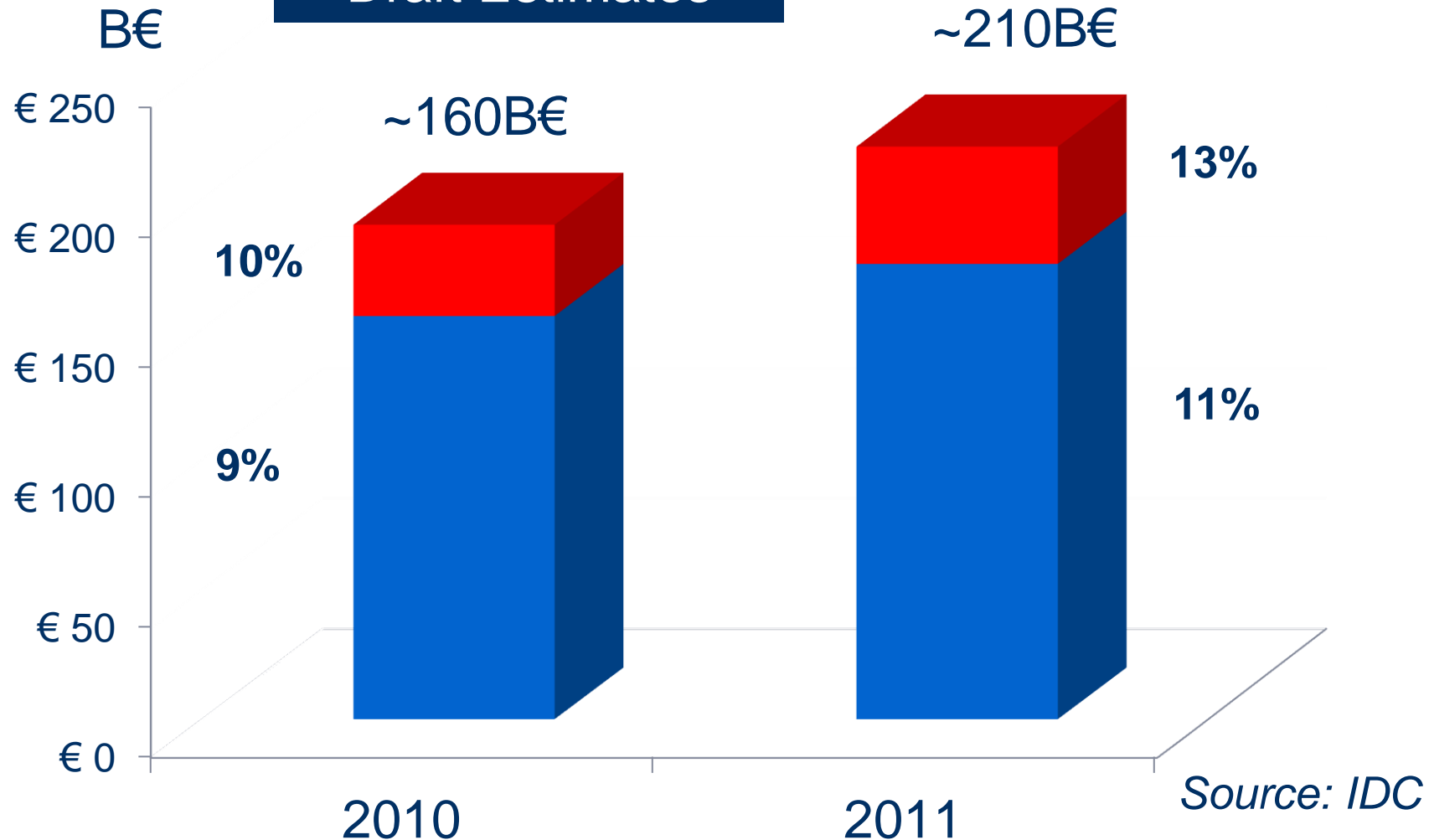


Agenda

- ❑ Brief update of the Study progress
- ❑ Mapping e-Procurement in Europe
- ❑ Estimate of e-Procurement take-up

E-Procurement take-up in Europe: still marginal but growing fast

Draft Estimates



Please contact us for information, feedback and participation

IDC European Government Consulting

Gabriella Cattaneo
Associate VP
gcattaneo@idc.com

Rosanna Lifonti
rlifonti@idc.com

Stefania Aguzzi
saguzzi@idc.com

Marcello Bardellini
mbardellini@idc.com

