

CORRUPTION PERCEPTIONS INDEX 2016




**TRANSPARENCY
INTERNATIONAL**
the global coalition against corruption

Transparency International is a global movement with one vision: a world in which government, business, civil society and the daily lives of people are free of corruption. Through more than 100 chapters worldwide and an international secretariat in Berlin, we are leading the fight against corruption to turn this vision into reality.

www.transparency.org

Design: Kerstin Deinert

This work from Transparency International,
2017 is licensed under CC BY-ND 4.0 

Printed on 100% recycled paper.

Every effort has been made to verify the accuracy of the information contained in this report. All information was believed to be correct as of January 2017. Nevertheless, Transparency International cannot accept responsibility for the consequences of its use for other purposes or in other contexts.

CORRUPTION PERCEPTIONS INDEX 2016

Corruption and inequality feed off each other, creating a vicious circle between corruption, unequal distribution of power in society, and unequal distribution of wealth. As the Panama Papers showed, it is still far too easy for the rich and powerful to exploit the opaqueness of the global financial system to enrich themselves at the expense of the public good.

“In too many countries, people are deprived of their most basic needs and go to bed hungry every night because of corruption, while the powerful and corrupt enjoy lavish lifestyles with impunity.”

José Ugaz, Chair, Transparency International

Based on expert opinion from around the world, the Corruption Perceptions Index measures the perceived levels of public sector corruption worldwide. The findings are less than encouraging. Not a single country comes close to top marks, while over 120 countries score below 50 on the scale of 0 (highly corrupt) to 100 (very clean). This means less than a third of countries are even above the midpoint.

Corruption hurts all countries. In our index's lower-scoring countries, people frequently face situations of bribery and extortion, rely on basic services that have been undermined by the misappropriation of funds, and confront official indifference when seeking redress from authorities that are on the take. In higher-scoring countries the situation may seem less obvious in the daily lives of citizens, but closed-door deals, illicit finance, and patchy law enforcement exacerbate many forms of corruption at home and abroad. “We do not have the luxury of time,” says Ugaz. “Corruption needs to be fought with urgency, so that the lives of people across the world improve”.

Have your say.

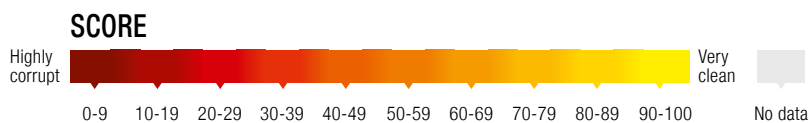
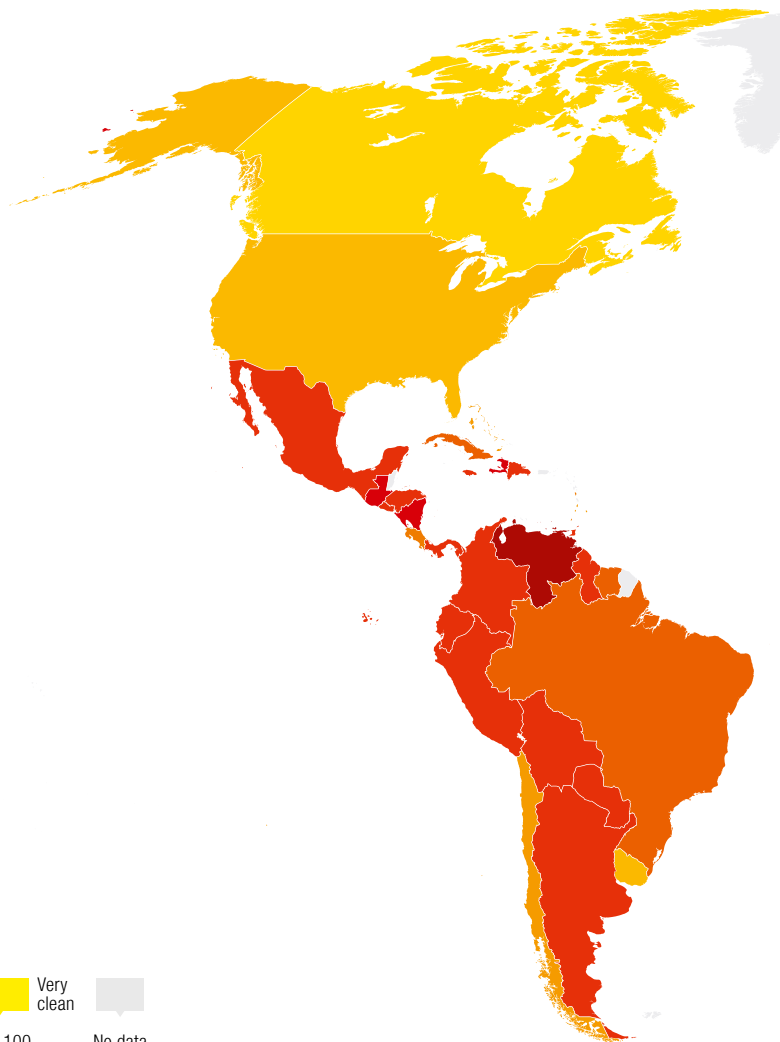
#cpi2016

www.transparency.org/cpi

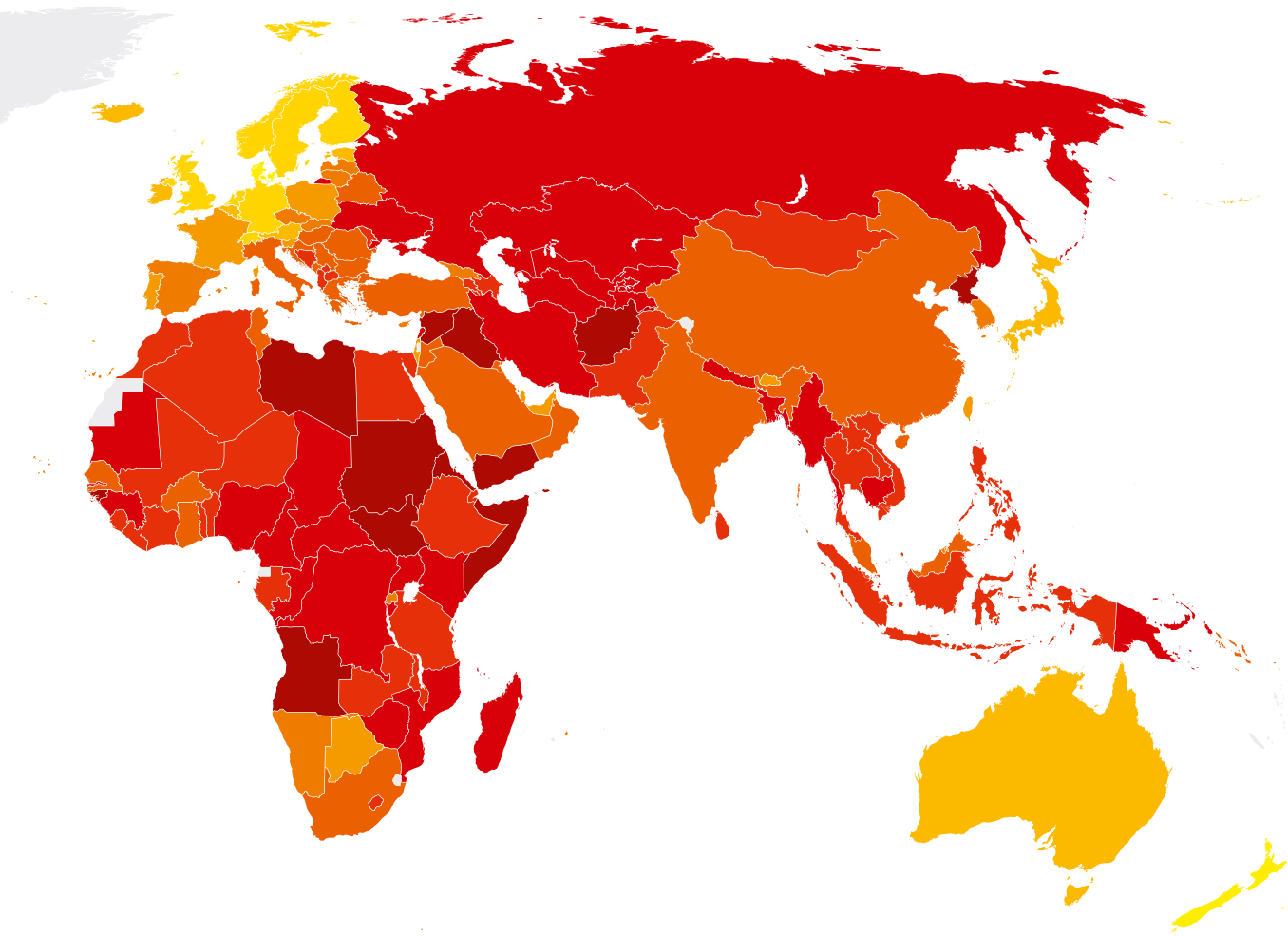
176 COUNTRIES. 176 SCORES.

HOW DOES YOUR COUNTRY MEASURE UP?

The perceived levels of public sector corruption in 176 countries/territories around the world.



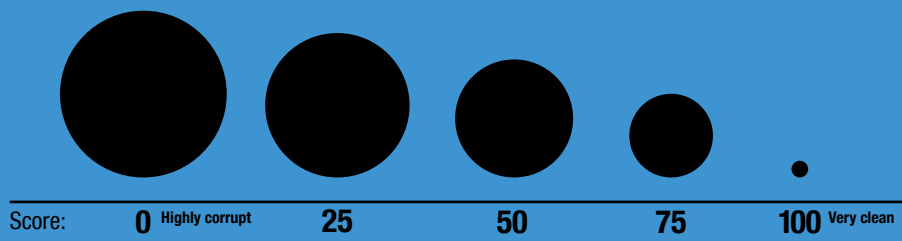
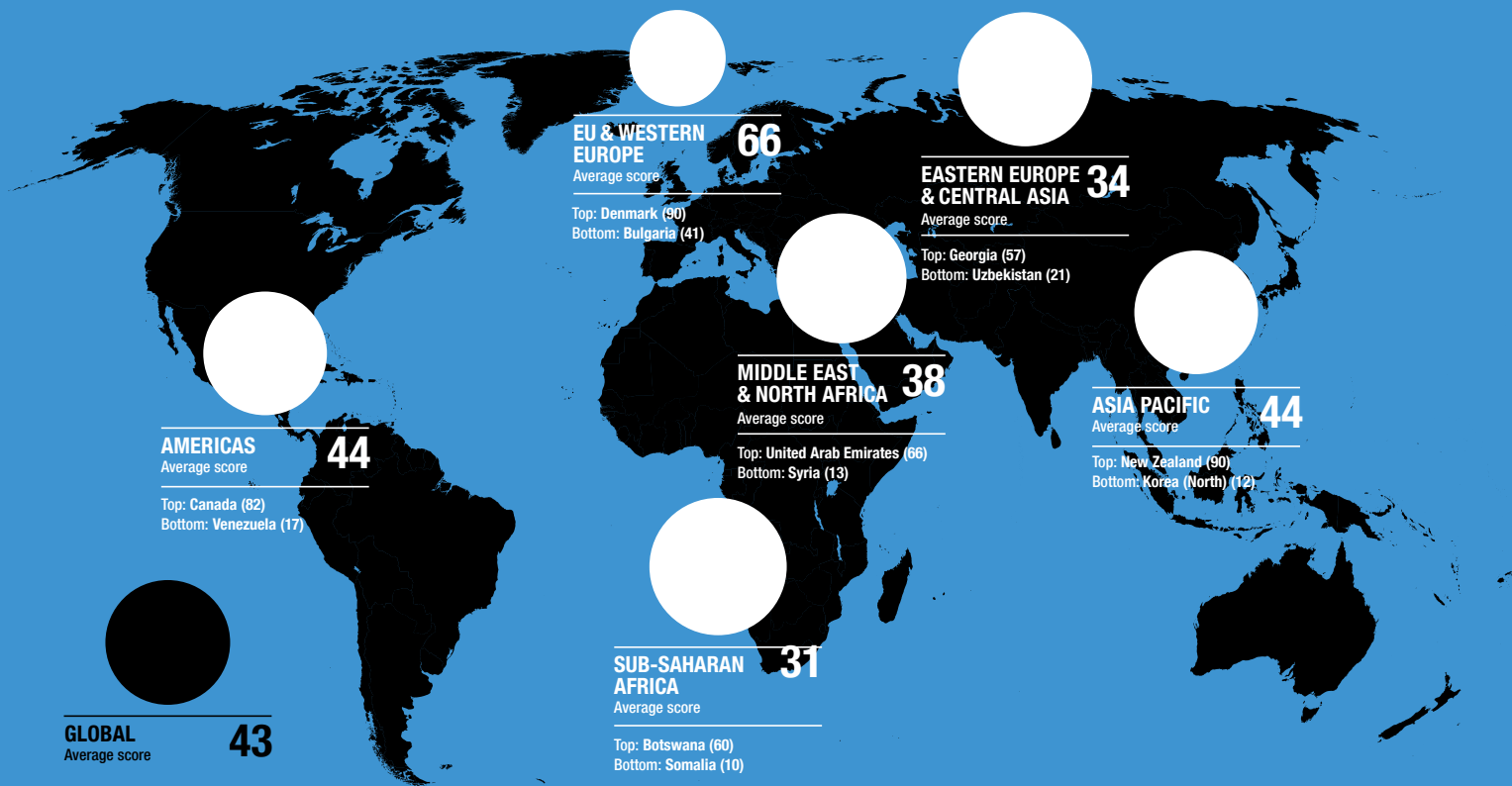
RANK	COUNTRY/TERRITORY	SCORE	RANK	COUNTRY/TERRITORY	SCORE	RANK	COUNTRY/TERRITORY	SCORE
1	Denmark	90	24	Bahamas	66	69	Greece	44
1	New Zealand	90	24	Chile	66	70	Bahrain	43
3	Finland	89	24	United Arab Emirates	66	70	Ghana	43
4	Sweden	88	27	Bhutan	65	72	Burkina Faso	42
5	Switzerland	86	28	Israel	64	72	Serbia	42
6	Norway	85	29	Poland	62	72	Solomon Islands	42
7	Singapore	84	29	Portugal	62	75	Bulgaria	41
8	Netherlands	83	31	Barbados	61	75	Kuwait	41
9	Canada	82	31	Qatar	61	75	Tunisia	41
10	Germany	81	31	Slovenia	61	75	Turkey	41
10	Luxembourg	81	31	Taiwan	61	79	Belarus	40
10	United Kingdom	81	35	Botswana	60	79	Brazil	40
13	Australia	79	35	Saint Lucia	60	79	China	40
14	Iceland	78	35	Saint Vincent and The Grenadines	60	79	India	40
15	Belgium	77	38	Cape Verde	59	83	Albania	39
15	Hong Kong	77	38	Dominica	59	83	Bosnia and Herzegovina	39
17	Austria	75	38	Lithuania	59	83	Jamaica	39
18	United States	74	41	Brunei	58	83	Lesotho	39
19	Ireland	73	41	Costa Rica	58	87	Mongolia	38
20	Japan	72	41	Spain	58	87	Panama	38
21	Uruguay	71	44	Georgia	57	87	Zambia	38
22	Estonia	70	44	Latvia	57	90	Colombia	37
23	France	69	46	Grenada	56	90	Indonesia	37
			47	Cyprus	55			
			47	Czech Republic	55			
			47	Malta	55			
			50	Mauritius	54			
			50	Rwanda	54			
			52	Korea (South)	53			
			53	Namibia	52			
			54	Slovakia	51			
			55	Croatia	49			
			55	Malaysia	49			
			57	Hungary	48			
			57	Jordan	48			
			57	Romania	48			
			60	Cuba	47			
			60	Italy	47			
			62	Sao Tome and Principe	46			
			62	Saudi Arabia	46			
			64	Montenegro	45			
			64	Oman	45			
			64	Senegal	45			
			64	South Africa	45			
			64	Suriname	45			



RANK	COUNTRY/TERRITORY	SCORE	RANK	COUNTRY/TERRITORY	SCORE	RANK	COUNTRY/TERRITORY	SCORE
90	Liberia	37	113	Armenia	33	156	Democratic Republic of Congo	21
90	Morocco	37	113	Bolivia	33	156	Uzbekistan	21
90	The FYR of Macedonia	37	113	Vietnam	33	159	Burundi	20
95	Argentina	36	116	Mali	32	159	Central African Republic	20
95	Benin	36	116	Pakistan	32	159	Chad	20
95	El Salvador	36	116	Tanzania	32	159	Haiti	20
95	Kosovo	36	116	Togo	32	159	Republic of Congo	20
95	Maldives	36	120	Dominican Republic	31	164	Angola	18
95	Sri Lanka	36	120	Ecuador	31	164	Eritrea	18
101	Gabon	35	120	Malawi	31	166	Iraq	17
101	Niger	35	123	Azerbaijan	30	166	Venezuela	17
101	Peru	35	123	Djibouti	30	168	Guinea-Bissau	16
101	Philippines	35	123	Honduras	30	169	Afghanistan	15
101	Thailand	35	123	Laos	30	170	Libya	14
101	Timor-Leste	35	123	Mexico	30	170	Sudan	14
101	Trinidad and Tobago	35	123	Moldova	30	170	Yemen	14
108	Algeria	34	123	Paraguay	30	173	Syria	13
108	Côte d'Ivoire	34	123	Sierra Leone	30	174	Korea (North)	12
108	Egypt	34	131	Iran	29	175	South Sudan	11
108	Ethiopia	34	131	Kazakhstan	29	176	Somalia	10
108	Guyana	34	131	Nepal	29			
			131	Russia	29			
			131	Ukraine	29			
			136	Guatemala	28			
			136	Kyrgyzstan	28			
			136	Lebanon	28			
			136	Myanmar	28			
			136	Nigeria	28			
			136	Papua New Guinea	28			
			142	Guinea	27			
			142	Mauritania	27			
			142	Mozambique	27			
			145	Bangladesh	26			
			145	Cameroon	26			
			145	Gambia	26			
			145	Kenya	26			
			145	Madagascar	26			
			145	Nicaragua	26			
			151	Tajikistan	25			
			151	Uganda	25			
			153	Comoros	24			
			154	Turkmenistan	22			
			154	Zimbabwe	22			
			156	Cambodia	21			

VISUALISING THE DATA

RESULTS BY REGION



COUNTRY CONTRAST

TOP

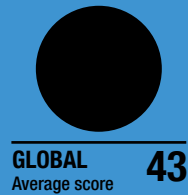


BOTTOM

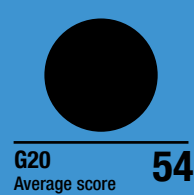


CORRUPTION PROBLEM

GLOBAL PERFORMANCE



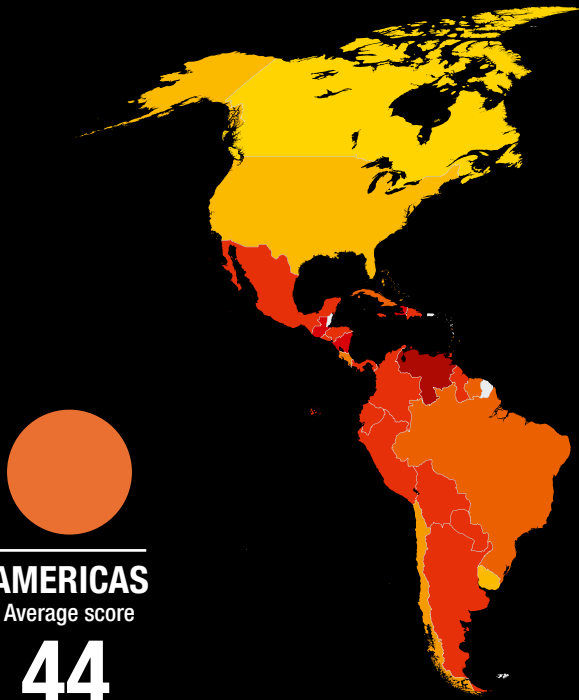
G20 PERFORMANCE



69%
of countries score
below 50 out of 100

58%
of G20 countries score
below 50 out of 100

Americas



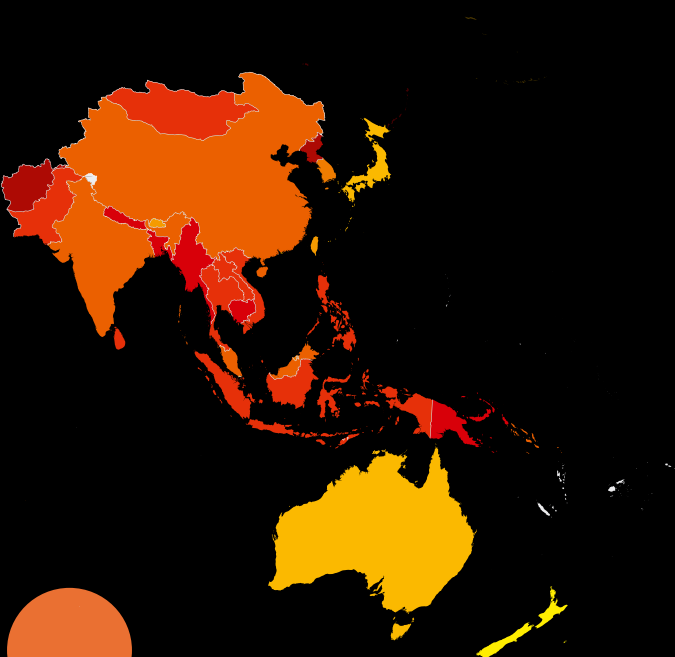
AMERICAS

Average score

44

RANK	COUNTRY/TERRITORY	SCORE	RANK	COUNTRY/TERRITORY	SCORE
9	Canada	82	90	Colombia	37
18	United States	74	95	Argentina	36
21	Uruguay	71	95	El Salvador	36
24	Bahamas	66	101	Peru	35
24	Chile	66	101	Trinidad and Tobago	35
31	Barbados	61	108	Guyana	34
35	Saint Lucia	60	113	Bolivia	33
35	Saint Vincent and The Grenadines	60	120	Dominican Republic	31
38	Dominica	59	120	Ecuador	31
41	Costa Rica	58	123	Honduras	30
46	Grenada	56	123	Mexico	30
60	Cuba	47	123	Paraguay	30
64	Suriname	45	136	Guatemala	28
79	Brazil	40	145	Nicaragua	26
83	Jamaica	39	159	Haiti	20
87	Panama	38	166	Venezuela	17

Asia Pacific



ASIA PACIFIC

Average score

44

RANK	COUNTRY/TERRITORY	SCORE	RANK	COUNTRY/TERRITORY	SCORE
1	New Zealand	90	95	Maldives	36
7	Singapore	84	95	Sri Lanka	36
13	Australia	79	101	Philippines	35
15	Hong Kong	77	101	Thailand	35
20	Japan	72	101	Timor-Leste	35
27	Bhutan	65	113	Vietnam	33
31	Taiwan	61	116	Pakistan	32
41	Brunei	58	123	Laos	30
52	Korea (South)	53	131	Nepal	29
55	Malaysia	49	136	Myanmar	28
72	Solomon Islands	42	136	Papua New Guinea	28
79	China	40	145	Bangladesh	26
79	India	40	156	Cambodia	21
87	Mongolia	38	169	Afghanistan	15
90	Indonesia	37	174	Korea (North)	12

Eastern Europe & Central Asia



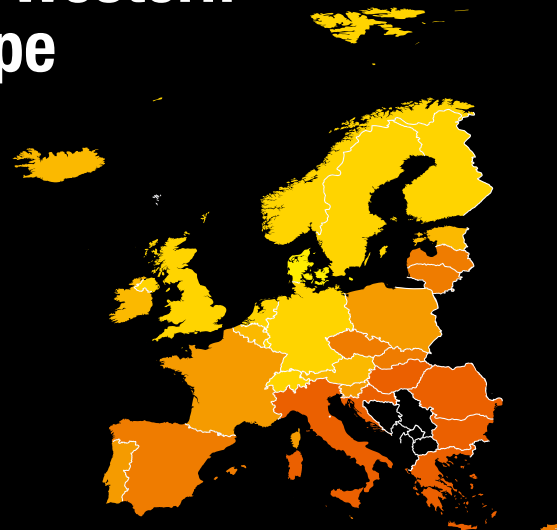
EASTERN EUROPE & CENTRAL ASIA

Average score

34

RANK	COUNTRY/TERRITORY	SCORE
44	Georgia	57
64	Montenegro	45
72	Serbia	42
75	Turkey	41
79	Belarus	40
83	Albania	39
83	Bosnia and Herzegovina	39
90	The FYR of Macedonia	37
95	Kosovo	36
113	Armenia	33
123	Azerbaijan	30
123	Moldova	30
131	Kazakhstan	29
131	Russia	29
131	Ukraine	29
136	Kyrgyzstan	28
151	Tajikistan	25
154	Turkmenistan	22
156	Uzbekistan	21

EU & Western Europe



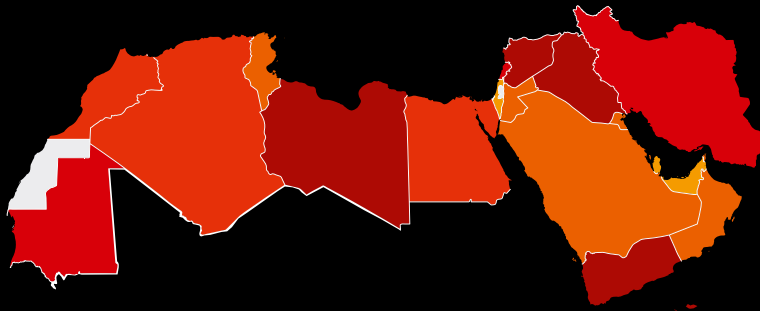
EU & WESTERN EUROPE

Average score

66

RANK	COUNTRY/TERRITORY	SCORE
1	Denmark	90
3	Finland	89
4	Sweden	88
5	Switzerland	86
6	Norway	85
8	Netherlands	83
10	Germany	81
10	Luxembourg	81
10	United Kingdom	81
14	Iceland	78
15	Belgium	77
17	Austria	75
19	Ireland	73
22	Estonia	70
23	France	69
29	Poland	62
29	Portugal	62
31	Slovenia	61
38	Lithuania	59
41	Spain	58
44	Latvia	57
47	Cyprus	55
47	Czech Republic	55
47	Malta	55
54	Slovakia	51
55	Croatia	49
57	Hungary	48
57	Romania	48
60	Italy	47
69	Greece	44
75	Bulgaria	41

Middle East & North Africa



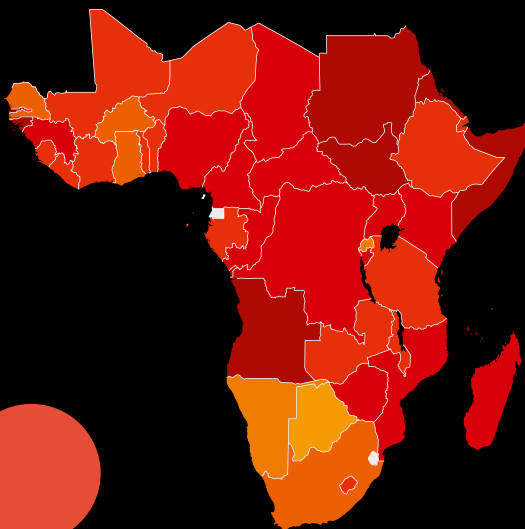
**MIDDLE EAST
& NORTH AFRICA**

Average score

38

RANK	COUNTRY/TERRITORY	SCORE
24	United Arab Emirates	66
28	Israel	64
31	Qatar	61
57	Jordan	48
62	Saudi Arabia	46
64	Oman	45
70	Bahrain	43
75	Kuwait	41
75	Tunisia	41
90	Morocco	37
108	Algeria	34
108	Egypt	34
131	Iran	29
136	Lebanon	28
166	Iraq	17
170	Libya	14
170	Yemen	14
173	Syria	13

Sub-Saharan Africa



**SUB-SAHARAN
AFRICA**

Average score

31

RANK	COUNTRY/TERRITORY	SCORE
35	Botswana	60
38	Cape Verde	59
50	Mauritius	54
50	Rwanda	54
53	Namibia	52
62	Sao Tome and Principe	46
64	Senegal	45
64	South Africa	45
70	Ghana	43
72	Burkina Faso	42
83	Lesotho	39
87	Zambia	38
90	Liberia	37
95	Benin	36
101	Gabon	35
101	Niger	35
108	Côte d'Ivoire	34
108	Ethiopia	34
116	Mali	32
116	Tanzania	32
116	Togo	32
120	Malawi	31
123	Djibouti	30
123	Sierra Leone	30
136	Nigeria	28
142	Guinea	27
142	Mauritania	27
142	Mozambique	27
145	Cameroon	26
145	Gambia	26
145	Kenya	26
145	Madagascar	26
151	Uganda	25
153	Comoros	24
154	Zimbabwe	22
156	Democratic Republic of Congo	21
159	Burundi	20
159	Central African Republic	20
159	Chad	20
159	Republic of Congo	20
164	Angola	18
164	Eritrea	18
168	Guinea-Bissau	16
170	Sudan	14
175	South Sudan	11
176	Somalia	10

CREATE CHANGE WITH US

ENGAGE

How do you feel about your country's place in the Corruption Perceptions Index? Follow us, share your views and exchange with people from around the world on social media.

 facebook.com/TransparencyInternational

 twitter.com/anticorruption

LEARN

Visit our website to learn more about our presence in over 100 countries, catch the latest news on the fight against corruption and see how you can get involved.

transparency.org

DONATE

Your donation will help us provide support to thousands of victims of corruption, develop new tools and research, and hold governments and businesses to their promises. We want to build a fairer, more just world. With your help, we can.

transparency.org/donate

Transparency International
International Secretariat
Alt-Moabit 96, 10559 Berlin, Germany

Phone: +49 30 34 38 200

Fax: +49 30 34 70 39 12

ti@transparency.org

www.transparency.org

blog.transparency.org

facebook.com/transparencyinternational

twitter.com/anticorruption